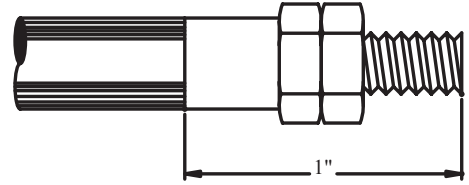


# Tubular Heater Products: Terminations - Tubular Electric Heaters

**Figure B1**

Stainless Steel threaded stud terminal with ceramic insulator. Standard terminal configuration\*

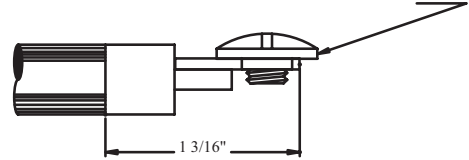
Standard Thread	
.250 Dia	#6-32
.312 Dia	#6-32
.375 Dia	#8-32
.430 Dia	#10-32



**Figure B2**

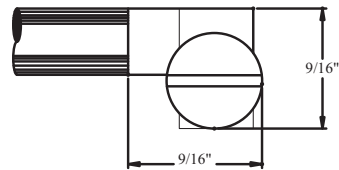
Flag terminal - projection welded. Available in both #8-32 and #10-32.

#8-32 or #10-32 BINDING HEAD SCREW



**Figure B3**

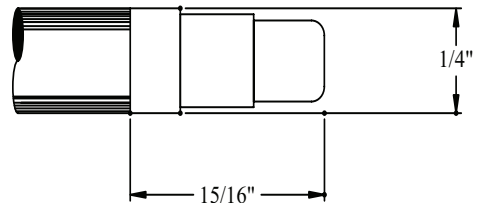
Flag terminal - side projection welded. Available in both #8-32 and #10-32.



#8-32 OR #10-32  
BINDING HEAD SCREW

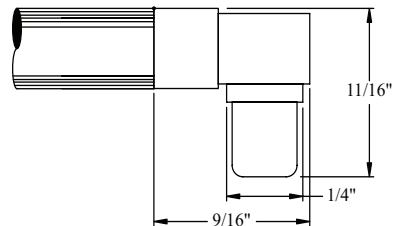
**Figure B4**

Quick-connect - projection welded



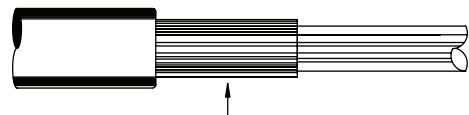
**Figure B5**

Quick-connect - projection welded



**Figure B6**

Lead wire. Please specify length. (12" standard w/ 2" standard sleeve)



FIBERGLASS SLEEVING

\*Stainless Steel terminals  
Other thread sizes and thread lengths are available to accommodate your requirements.

\*Hermetic Seals available upon request.